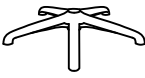


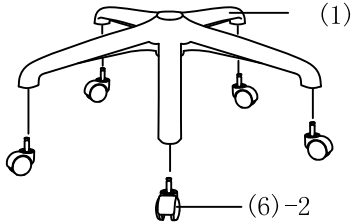
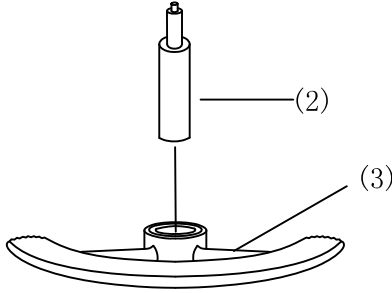
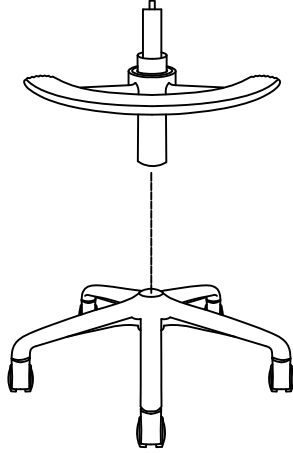
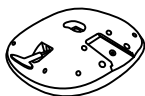




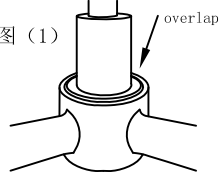
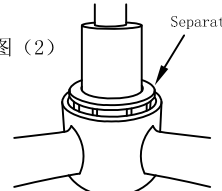


# Assembling Instruction

(1) Base	(2) Gas Column	(3) Foot rest	A	B	C
				 <p>The gaslift must be placed from top to bottom into the footrest as the arrow.</p>	
		<p>1.  X1 2.  X5</p>			
	 <p>图 (1) overlap</p>	 <p>图 (2) Separate</p>			
<p>kindly Reminder:</p> <ol style="list-style-type: none"> <li>The footrest can height adjustable when the foot ring overlap with ring cover(as picture (1))</li> <li>The footrest height will be locked when the foot ring separate from the ring cover (as picture(2))</li> <li>The foot ring and foot ring cover can return superposition through clockwise or counterclockwise the footrest (as picture (1))</li> <li>Unscrew the knob to adjust the depth of the chair</li> </ol>			